



# Electro-Voice



## ZLX

15" POWERED  
Two-Way Loudspeaker



### 15" POWERED ZLX

Two-Way Loudspeaker

#### FEATURES

- 1. 15" powered driver with 1000W
- 2. 2" tweeter with 100W
- 3. 2" horn tweeter with 100W
- 4. 2" horn tweeter with 100W
- 5. 2" horn tweeter with 100W

1000W

100W

100W

100W

100W

100W

100W

100W

100W

100W

100W

100W

100W

100W

100W

100W

100W

100W

100W

100W

100W

100W

100W

100W

100W

100W

100W

sound:check  
2013

d:check  
2013

sound:check

Roland  
Systems Group

Roland  
Systems Group

EV Electro-Voice

Electro-Voice

sound:check  
La Industria de la Música y el Espectáculo  
2013

sound:check  
La Industria de la Música y el Espectáculo  
2013

sound:check  
La Industria de la Música y el Espectáculo  
2013

sound:check  
La Industria de la Música y el Espectáculo  
2013

sound:check  
La Industria de la Música y el Espectáculo  
2013

# EV Electro-Voice

**ZLX 15 POWERED**  
Two-Way Loudspeaker


**ZLX 12 POWERED**  
Two-Way Loudspeaker

**FEATURES**

- Wide bandwidth, 60 Hz to 18 kHz
- 1500 W peak power, 1000 W continuous
- 12" and 15" drivers
- 1/2" tweeter
- 1/4" and 1/2" drivers
- 1/4" and 1/2" drivers



15 POWERED ZLX



MARTIN AUDIO



Comprometidos con...



NEUMANN



sound:check

sound:check Xpo  
La Industria de la Música y el Espectáculo  
2013





# Electro-Voice



## ZLX 15<sup>POWERED</sup> by 1500 Watts

EV Electro-Voice

## 15<sup>POWERED</sup> ZLX

1500 Watts of power, 1500 Watts of performance. The ZLX 15 is a compact, high-power speaker that delivers the power and performance of a 15" speaker in a compact, high-power design. It's the perfect choice for any application that requires high power and performance.

### FEATURES

- 1500 Watts of power, 1500 Watts of performance
- 15" driver for high-frequency response
- 15" driver for high-frequency response
- 15" driver for high-frequency response
- 15" driver for high-frequency response
- 15" driver for high-frequency response



## ZLX 12<sup>POWERED</sup> by 1200 Watts



sound:check  
La Industria de la Música y el Espacio  
2008



Electro-Voice



ElectroVoice



ZLX  
15" POWERED

15" POWERED  
100W RMS

Electro-Voice

15" POWERED ZLX

FEATURES

- 15" driver with 1" x 1" tweeter
- 100W RMS power handling
- 100W peak power handling
- 100W peak power handling
- 100W peak power handling



HEISER

Sound.  
La Industria de la Música y el Esp...



Electro-Voice



ElectroVoice



ZLX  
15<sup>POWERED</sup>

EV Electro-Voice

15<sup>POWERED</sup> ZLX  
Two-Way Loudspeaker

FEATURES

- 15" (381mm) 150W 8Ω Woofer
- 1" (25.4mm) Titanium Reinforced 1" (25.4mm) Compression Driver
- 100W 8Ω Tweeter
- 100W 8Ω Tweeter
- 100W 8Ω Tweeter



HEISER

SENNHEISER

NEUMANN

check  
Xpo



# ZLX

15" POWERED  
Two-Way Loudspeaker

Electro-Voice

## 15" POWERED ZLX

Two-Way Loudspeaker

The only loudspeaker in its class that matches EV engineered drivers with a custom-built 1000-W Class-D amplifier module and powerful DSP. Whether pole-mounted or used as a monitor wedge, ZLX delivers stunning sonic impact and intelligibility - the legendary "EV Sound" the pros trust.

### FEATURES

- 1000-W Class-D, 17" 80-watt SPL, 45 Hz - 20 kHz
- 17" woofer for extended low-frequency response and 1.2" high-frequency titanium compression driver
- DSP digitally and analog EQ control with presets for precise, timely output
- Best-in-class and independent amplifier control to ensure optimal gain structure
- Patented split-baffle design for superior driver time alignment
- Durable composite construction with innovative tie-rod design for easy pole-mounting



Three people are gathered around a white and black counter with the Electro-Voice logo. One man is looking at a small device, while two women are talking. The counter has some brochures and a small stool nearby.





# Electro-Voice



## ZLX

12" **PASSIVE**  
Two-Way Loudspeaker

EV Electro-Voice

### 12" **PASSIVE** ZLX Two-Way Loudspeaker

A compact and versatile professional loudspeaker, the ZLX 12" passive speaker is a rugged performer. Whether you're installed in a club or a concert venue, the ZLX 12" passive speaker will deliver your message in the loudest, clearest, and most powerful way possible. The legendary "EV Sound" that you love.

#### FEATURES

- 12" woofer for low end, paired in a cabinet with a dual 1" high-frequency driver compression driver
- Rugged composite construction with reinforced 1/2" ply boards for long life handling
- Protected with safety design for superior abuse life protection
- 35 Hz - 20 kHz frequency range
- 100 W continuous and 500 W peak power handling
- 18 dB SPL sensitivity, 120 dB max SPL





*Sonido.*  
La Industria de la Música y el Audio



Electro-Voice



Electro-Voice




**ZLX**  
15" POWERED  
Two Way Loudspeaker

Electro-Voice

15" POWERED ZLX  
Two Way Loudspeaker

**FEATURES**

- 15" woofer with 1000W RMS power
- 1" tweeter with 100W RMS power
- 1000W RMS power
- 1000W RMS power
- 1000W RMS power



HEISER

¡check  
Xpro



Electro-Voice



Electro-Voice



ZLX  
15" POWERED

Electro-Voice

15" POWERED ZLX

FEATURES

- 15" driver with 1" silk
- 15" driver with 1" silk
- 15" driver with 1" silk
- 15" driver with 1" silk
- 15" driver with 1" silk



Electro-Voice



Hand-check 2012

Audio

Role



**Electro-Voice**



12"

heck  
pecláculo  
2013

Electro-Voice  
ZLY

POWERED  
Two-Way Loudspeaker


Electro-Voice  
15" POWERED  
Two-Way Loudspeaker



FEATURES

- 15" Woofer
- 1" Tweeter
- 1" Voice Coil
- 1" Voice Coil
- 1" Voice Coil

15" POWERED Two-Way Loudspeaker



Electro-Voice



# ZLX

15" POWERED  
Two-Way Loudspeaker



## 15" POWERED Two-Way Loudspeaker

### ZLX

#### FEATURES

- 15" WAVELENGTH TWEETER
- 15" WAVELENGTH WOOFER
- 15" WAVELENGTH SUBWOOFER
- 15" WAVELENGTH MIDRANGE
- 15" WAVELENGTH BASS REFLECTOR






# ZLX 15" POWERED Two-Way Loudspeaker

## 15" POWERED Two-Way Loudspeaker ZLX

### FEATURES

- 15" Class B, 15" x 8" x 20" (15" x 8" x 20")
- 15" woofer in reinforced frequency response with 12" high frequency compression horn
- 12" tweeter with wave DSP horn and 100% polypropylene grille
- 100W RMS and 200W Peak Power
- 100W RMS and 200W Peak Power
- 100W RMS and 200W Peak Power



Electro-Voice  
**DEMOS ZLX**  
 cada 15 mins.  
 Hours: 9 a.m. - 6 p.m.

**EV** Electro-Voice

audio acústica

d:check  
2013





TOMA EL CONTROL.  
**ZLX**

EV Electro-Voice

# ZLX

15" POWERED  
Two-Way Loudspeaker

## 15" POWERED ZLX

Two-Way Loudspeaker

The only loudspeaker in its class that combines EV-engineered drivers with a custom-built 1500-Watt Class-D amplifier module and powerful 1200-Watt-rated peak-mounted air vent on a monitor weight, ZLX delivers stunning bass impact and intelligibility - the legendary "EV Sound" the pros trust.

### FEATURES

- 1500-Watt Class-D, 1200-Watt peak ZFL, 40 Hz - 20 kHz
- 12" woofer for extended low-frequency response and 1.5" high-frequency titanium compression driver
- 1200-Watt peak-mounted air vent for precise, steady output
- LCD display and one-touch DSP control with preset for precise, steady output
- Heat load monitor and independent amplifier controls to ensure optimal gain structure
- Patented soft-baffle design for superior driver tone alignment
- Built-in compatible monitor with innovative 1/8" jacks design for easy plug-in routing





ZLX  
15" POWERED  
Two-Way Loudspeaker

15" POWERED  
Two-Way Loudspeaker  
ZLX

FEATURES

- 15" Woofer with 200W
- 1" Tweeter with 50W
- 1" Compression Driver with 50W
- 1" Super Tweeter with 50W
- 1" Midrange Driver with 50W

sound:check  
La Industria de la Música y el Espectáculo  
2013

sound:check  
La Industria de la Música

sound:check  
La Industria de la Música

audio acústico





# ZLX 15" POWERED Two-Way Loudspeaker

Electro-Voice

## 15" POWERED ZLX Two-Way Loudspeaker

The only loudspeaker in its class that matches EV-engineered drivers with a custom-built 1000-W Class-D amplifier module and powerful DSP. Whether pole-mounted or used as a monitor wedge, ZLX delivers stunning sonic impact and intelligibility - the legendary "EV Sound" the pros trust.

### FEATURES

- 1000-W Class-D, 17" all-iron SPL, 42 Hz - 20 kHz
- 15" woofer for extended low-frequency response and 1.5" high-frequency titanium compression driver
- 15" woofer for extended low-frequency response and 1.5" high-frequency titanium compression driver
- 15" woofer for extended low-frequency response and 1.5" high-frequency titanium compression driver
- 15" woofer for extended low-frequency response and 1.5" high-frequency titanium compression driver
- 15" woofer for extended low-frequency response and 1.5" high-frequency titanium compression driver
- 15" woofer for extended low-frequency response and 1.5" high-frequency titanium compression driver
- 15" woofer for extended low-frequency response and 1.5" high-frequency titanium compression driver



DEMOS ZLX  
cada 15 mins.



# ZLX 12" POWERED Two-Way Loudspeaker

## 12" POWERED ZLX

- 1000-W Class-D, 17" all-iron SPL, 42 Hz - 20 kHz
- 15" woofer for extended low-frequency response and 1.5" high-frequency titanium compression driver
- 15" woofer for extended low-frequency response and 1.5" high-frequency titanium compression driver
- 15" woofer for extended low-frequency response and 1.5" high-frequency titanium compression driver
- 15" woofer for extended low-frequency response and 1.5" high-frequency titanium compression driver
- 15" woofer for extended low-frequency response and 1.5" high-frequency titanium compression driver
- 15" woofer for extended low-frequency response and 1.5" high-frequency titanium compression driver
- 15" woofer for extended low-frequency response and 1.5" high-frequency titanium compression driver



USER





# Electro-Voice



## ZLX

15" POWERED  
Two-Way Loudspeaker



## 15" POWERED ZLX

The ZLX 15" Powered Two-Way Loudspeaker is a compact, powerful, and versatile speaker that is perfect for live performance, rehearsal, and recording. It features a 15" woofer, a 1" tweeter, and a built-in amplifier with a 100W RMS power rating. The ZLX is also available in a 10" and 12" version.

**FEATURES**

- 15" woofer, 1" tweeter, 100W RMS
- Built-in amplifier with 100W RMS power rating
- 1/4" and 1/8" inputs for easy connection to a mixer or amplifier
- Durable metal grille for protection and style
- Mounting holes for easy installation on a stand or wall
- Available in black or silver finish

sound:check CLUB  
LAUNCHING A NEW SERIES OF PRODUCTS





**ZLX**  
**TAKE CONTROL.**





EV

WHY ARE  
ANALYSTS

STAGE

ANALYSTS

ANALYSTS

**ZLX**  
**TAKE CONTROL.**

